



Hytera DS-6211 DMR Trunking Lite

- Open Standard
- Flexible Networking
- Smooth Migration
- Rich Functions



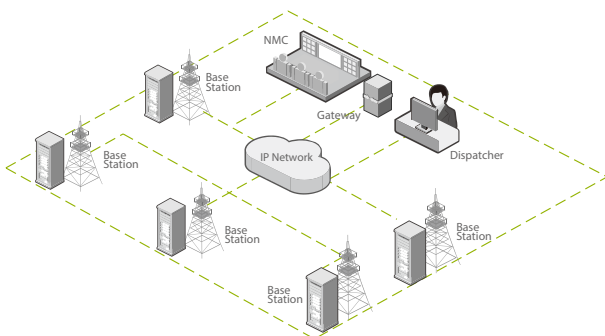
Hytera DMR Trunking Lite

Hytera DS-6211 DMR Trunking Lite is a digital trunking system. It is based on ETSI open standard DMR Tier 3. The focus is on transportation, energy resource, public utilities, public safety, etc. With advanced design, Hytera DMR Trunking Lite is provided with special features such as smooth migration, flexible networking and rich functionalities.

Flexible Networking

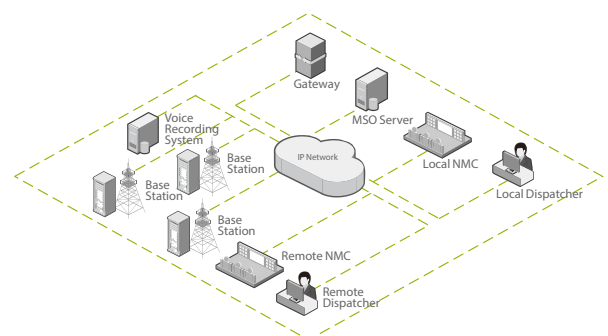
- ① IP based architecture.
- ② Different gateways are provided to interconnect with other system, such as PSTN , MPT, Tetra, FM, DMR conventional, etc.

Non-centralized Network



- Non-centralized network operating independently in trunking mode without MSO. This structure can support 1 up to 5 base stations or 20 carriers.
- NMC (Network Management Client) and dispatcher connect to the BS through IP backbone network.

Centralized Network



- Full redundant design of all critical components.
- It is suitable for any scale of network, from small network to national network.



Rich Functionalities

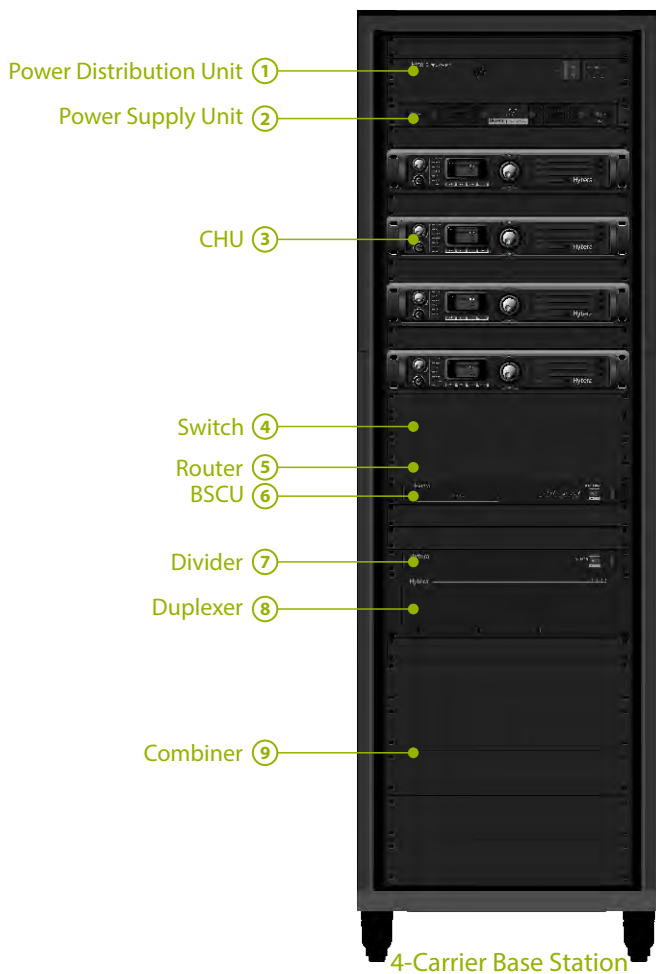
- ① Registration/deregistration/periodic registration, handover/roaming, subscriber area restriction, control channel reselection, etc.
- ② **Voice services:** individual call, group call, emergency call, broadcast call, all call, dispatcher call, PSTN call, MPT call, DMR conventional call, full duplex individual call, etc.
- ③ **Data services:** text message, GPS data polling, status message, emergency alarm, etc.
- ④ **Security services:** ESN check, authentication, stun/revive, kill, end-to-end encryption, air interface encryption (AIE) ,etc.
- ⑤ **Advanced services:** late entry, ambience listening, listening, interrupt/override, DGNA, voice recording, remote monitor, include call, super group call, OTAP, Vote now, Group patching, etc.
- ⑥ Support AIS and API for further development.
- ⑦ **Multiple dialing scheme:** DMR dial scheme, MPT1343 dial scheme, CPS-P3 dial scheme.

Security Guaranteed Network

- ① ESN Check and authentication can be used to ensure that only the legal radio can access to the network.
- ② High level end-to-end encryption is available to protect the privacy of radio communication.
- ③ Stun/kill/revive feature can be used to guarantee the radio terminals are working under control.

High Reliability

- ① Modularized design and multilevel fault-tolerant capability for enhanced reliability and efficiency.
- ② MSO supports both local and geography redundancy mechanism.
- ③ Redundancy capability for key modules such as base station control unit, power supply unit, control channel.



DS-6211 Base Station(BS)

Compact Design

High level integration for 330-470 MHz base station with 2-carrier RFDS.

DMR-MPT Hybrid Mode

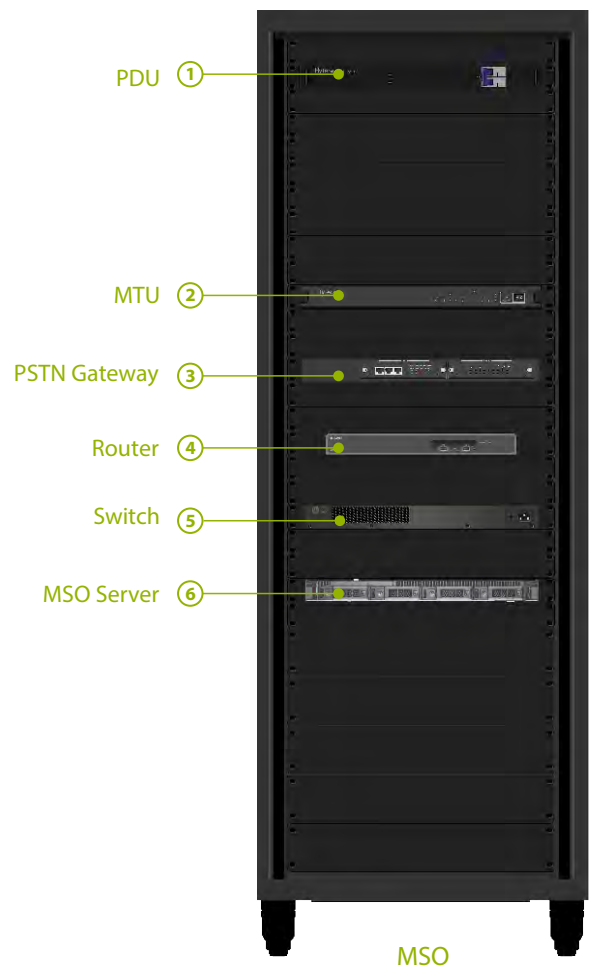
The base station can work in DMR trunking mode and MPT mode at the same time.

Trunking Simulcast

The base station can work in trunking simulcast mode. All base stations can use the same frequency in the network.

DS-6211 Mobile Switch Office (MSO)

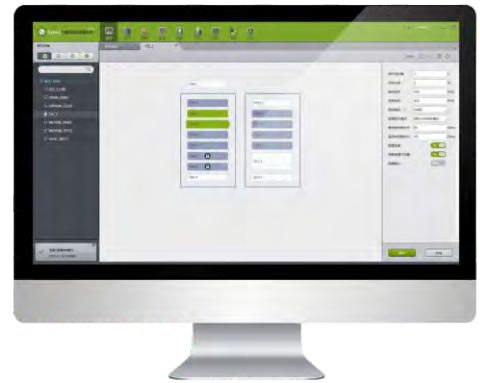
MSO is the switch and control center of the DMR Trunking Lite system. It also provides interfaces for different applications and interconnections with other systems.



Network Management System

Network Management System (NMS) is composed of the server and network management client (NMC). It supports management, monitoring, operation and maintenance functions for the DMR Trunking Lite system.

- ① Powerful management capabilities
Topology management, configuration management, fault management, security management and performance statistics.
- ② SNMP is used to facilitate integration into different NMS.
- ③ Multi-user operation supported with flexible structure
- ④ Easy maintenance with remote upgrade, OTAP, IP link detection, system health monitoring, etc.



Dispatching System

Professional Unified Communication (PUC) is designed for efficient communications, remote management, dispatching and deployment by professional users.

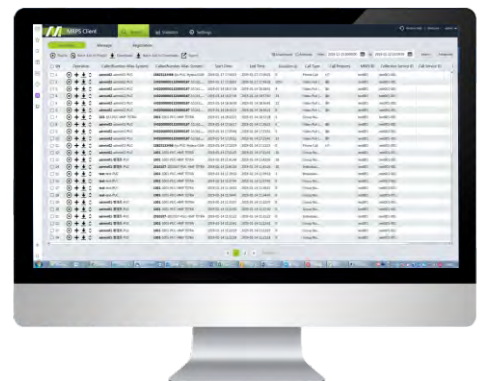
- ① Redundancy design ensures reliability.
- ② User-friendly UI greatly facilitate operation.
- ③ Enhanced multiple calls ensures efficient command & dispatching in emergencies.
- ④ All IP structure allows high flexibility and scalability in deployment.



Multimedia Record&Playback System

Multimedia Record & Playback System (MRPS) can record the voice calls and text messages across the complete network without any loss. These can be retained for future use such as post-incident analysis.

- ① IP-based digital network-wide voice/message recording.
- ② Free access with B/S architecture.
- ③ Statistics analysis for voice and SMS recording data.
- ④ Online play and download.
- ⑤ Flexible configuration based on organization and time.



HP78X



HP70X



HP78X UL913



HP70X UL913



HM78X



PDC680



HP79XEx IIC/IIA



DMR Trunking Terminals ➤➤

Highlights

- The most complete DMR trunking terminal portfolio. Portable radio HP70X, HP78X, mobile radio HM78X, intrinsically-safe radio HP78X UL913, HP70X UL913, HP79XEx IIC/IIA.
- Multi-mode DMR Trunking terminal, supporting analog conventional mode, DMR conventional mode, and DMR Trunking mode.
- All the terminals support software upgrade from conventional mode to trunking mode.
- All the portable terminals support at least IP67, all the terminal radios supports GPS and MIL-STD-810C/D/E/F/G.

X=0, 2, 5, 6 or 8, model number varies geographically. For details, please contact our regional sales representatives.

Application Industries

Transportation



Highway, Public bus, Taxi, Airport, Port, etc.
Characteristics: Medium network, large number of users, special applications, information system interconnection.

Energy Resources



Petrochemical industry, Mine, Smelter, Electric Power, etc.
Characteristics: Multi-site, large number of users, explosion-proof, high degree of protection.

Commercial Industry



Hotel, Property, Supermarket, Construction site, Park, etc.
Characteristics: Single Site, medium user number, special application.

Public Utilities



Education, Forestry, Water Conservancy, etc.
Characteristics: Multi-site, small user number, data transfer, telemetry.

System Specifications

Item	Non-centralized MSO	Centralized MSO	TSBS (Centralized MSO)
Max. Base Station Capacity (pcs)	5	50	50
Max. Carrier Capacity per Base Station	8	24	8
Network Capacity (carrier)	20	200	100
Dispatch Client Capacity (pcs)	5	20	20
Network Management Client Capacity (pcs)	5	20	20
PSTN/PABX Interconnect (way per gateway)	120(4*E1)/30(1*E1)		60(2*E1)/30(1*E1)
Group Call Set-up Duration (ms)	<300 (within a single MSO)		<500

TSBS: Trunking Simulcast Base Station

BS Specification	
Frequency Range	U1: 400-470MHz; U2: 450-520MHz; U3: 350-400MHz; VHF: 136-174MHz
Carrier Capacity	Up to 24 carrier
Max. Power Consumption	2-carrier: ≤600W 4-carrier: ≤1200W 8-carrier: ≤2400W 16-carrier: ≤4800W
Operating Temperature	-15°C to + 35°C
Extreme Operating Temperature	-30°C to + 60°C
Storage Temperature	-40°C to + 85°C
Dimensions (HxWxD)	2-carrier: 670×600 ×600 mm (13U) 4-carrier: 1800×600×600 mm (38U) 8-carrier: 1800×600×600 mm (38U×2) 16-carrier: 1800×600×600 mm (38U×3)
Receiver	
Static Sensitivity	-118dBm@BER5%
Blocking	≥84 dB@±1 M/2 M/5 M/10 MHz
Co-channel Rejection	≥-12dB
Adjacent Channel Selectivity	≥60dB
Intermodulation Response Rejection	≥70dB
Spurious Emission	9.00KHz to 1.00GHz, ≤-57dBm@100KHz 1.00GHz to 12.75GHz, ≤-47dBm@1MHz

Transmitter	
TX Power	≤50W (VHF, UHF1, UHF2, UHF3)
Adjust power range	5-50W
Available Bandwidth	≤8.5kHz@99% TX power
Modulation Accuracy	≤5%
Frequency Offset	≤±200Hz
Intermodulation Attenuation	≤-70dB
Adjacent Channel Power Rejection	Normal: ≥60 dB@12.5 kHz Extreme: ≥50 dB@12.5 kHz
Spurious Emission	9.00 KHz to 1.00 GHz: <-36 dBm@sending <-57 dBm@standby 1.00 GHz to 4.00 GHz: <-30 dBm@sending <-47 dBm@standby
System Reliability	
Mean Time between Failures (MTBF)	100,000 hours
Mean Time to Repair (MTTR)	30 minutes

Distributore Autorizzato per l'Italia:



Advantec Srl
Via Caduti per la Libertà, 13 10060
Pinasca TO - Italy
Tel. +39 0121326770
info@advantec.it - www.advantec.it



Hytera Communications Europe
939 Yeovil Road, Slough, Berkshire, SL1 4NH
info@hytera-europe.com | www.hytera-europe.com